



Utilizing TECHNOLOGY to drive transportation through **VISION & INNOVATION**

BUILT ON FORCE.COM PLATFORM

Centralize Data for Multiple Locations

Multi Tenant, Secure Architecture

Quick Integration & Deployment

Dynamic Reporting & Dashboards

Security, Reliability, Scalability, & Recovery

Cloud Based, No Infrastructure

CUSTOMIZED TO YOUR BUSINESS

Configurable Employee Portals

Compare Carrier Rates & Transit Times

Appointment Scheduling

Dispatch Boards

Route Optimization

Instant BOL w/ Efficient Shipment Entry

QUICK & EASY INTEGRATIONS

Integrated with all Major LTL & TL Carriers

Automatic Spot Quotes

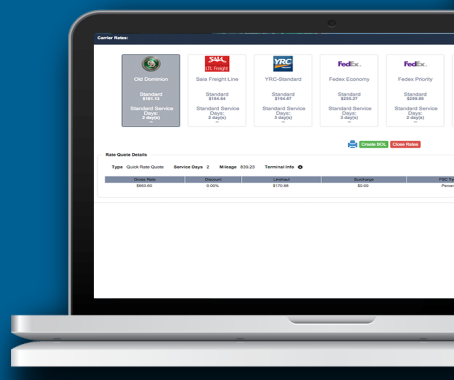
Real-time Tracking

Compatible with Both Legacy & ERPs

Integrate via EDI and API

Secure Integrations via Salesforce

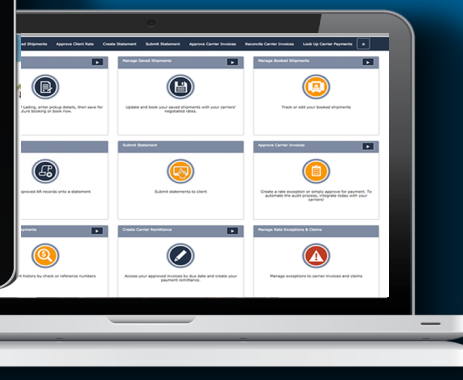
COMPARE CARRIER COST & TRANSIT



CUSTOMIZED DASHBOARDS



SUITE OF APPLICATIONS



(636) 896-0085 Request a Demo or More Info! info@mcclainltd.com

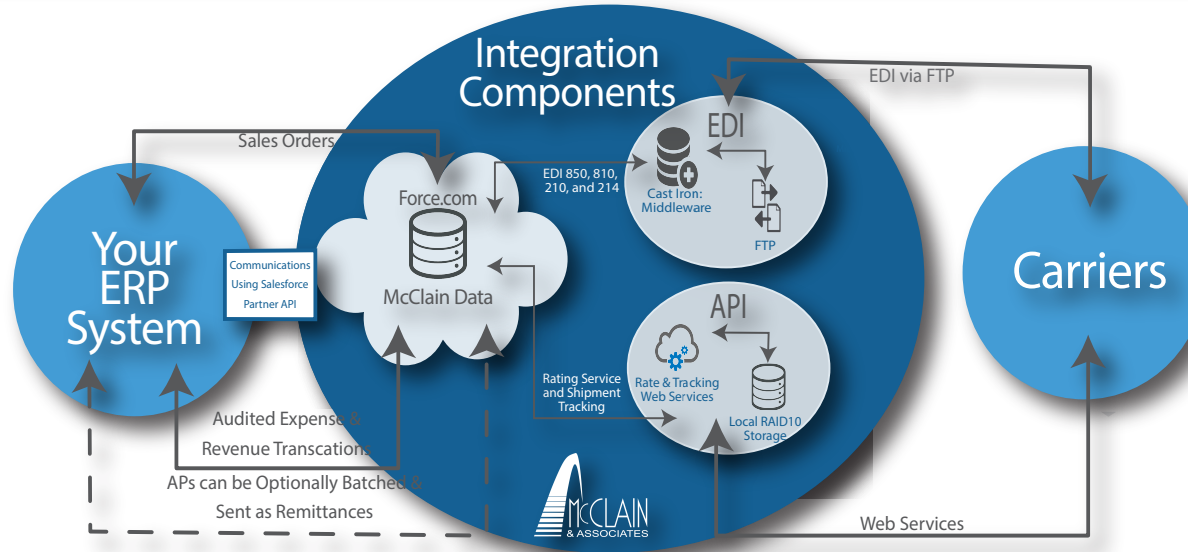
OUR GOAL: To develop a partnership with our clients dependent upon: trust, transparency, and driven by communication. Using this partnership, we implement our technology, expertise, and industry knowledge to strategically customize a transportation program that not only uncovers, but instantly addresses, opportunities for efficiency and optimization in the overall supply chain to ultimately save time and money.

PaaS

- » No infrastructure constraints (SFDC/ Heroku/AWS)
- » Enhances agility and eases fluctuations in scale
- » Better focus resources
- » Avoid Unplanned Outages

Salesforce

- » 52% Faster Integration
- » 55% Faster Deployment
- » 48% IT Savings
- » Automatic Upgrades 3 Times Per Year
- » Point & Click Interface
- » Platforms for Every Programming Language
- » Multi-Tenant Solution
- » World Class Security
 - › Automatic Backups & Recovery
 - › Control Access w/ Builtin HTTPs, Authentication, & Network Security Controls
 - › Manage Password Policies, Data Access & Field Level Security.



Analytics - Reports & Dashboards

- » Native Wave Analytics - Intuitive, Search Based, Self-service User Interface
- » Data Stored in Unique & Schemeless Manner
- » Build Customizable Dashboards Using Multiple Data Sets from Diverse Sources
- » Users Use Point & Click Functionality to Build Reports with Ease without IT Help
- » Time Spent Generating Reports Decreases by an Average of 52%
- » Drag & Drop Dashboards Serve as:
 - › Center of Operation
 - › Visual Representation of Reports
 - › Organizational Tool
 - › Communication Channel
- » Automatically Generate & Export Reports in the form of PDF, Excel, Email Alert etc.

Web Services

- » APIs Allows for Real Time Communication Between Systems at Low Cost & Quick Implementation
- » No Need for IT to Manage Data Integrations or Sync Issues
- » Integration of Legacy Systems
- » Interoperability
- » Standardized Protocol
- » Cost Savings compared to EDI

EDI Capabilities

- » Legacy-based, Transfer Data between systems by Standardized, Electronic, Document Messaging
- » Not Formulated for Images & is Costly to Implement & Maintain Compared to API.
- » 204 - Load Tender
- » 211 - BOL
- » 214 - Shipment Status
- » 210 - Freight Details/Invoice
- » 850 - Purchase Order